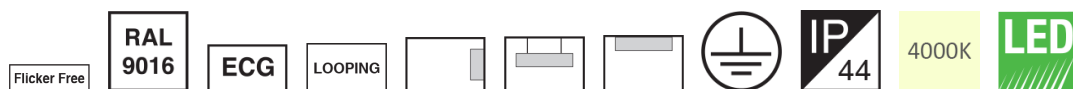



M458L145LED2840-W

LUMINA surface mount/suspended linear luminaire, Length: 145cm, 4000K, LED2, 4700 Lumen, 39W, White



About Product

LUMINA linear luminaire is designed and manufactured by Mazinoor suitable for office and hospitality applications. Uniform light distribution, energy saving, and glare control are among the highlights of this luminaire.



Technical Information

Catalogue Code/product code:	M458L145LED2840-W
Mounting Type:	Suspended, Surface Mounted, Wall Mounted; Surface Mounted
Application:	Office, Shopping centers, Hypermarket, Hospitality, Gallery and museum
Light source type:	LED
Module/ Lamp quantity:	3
CCT (Color temperature):	4000K - Neutral White
Light source:	LED
Lumen maintenance:	> 60.000 hours
Lumen maintenance factor:	L70
CRI (Color rendering index):	> 80
Power Consumption:	39
Luminous Flux:	4700
Efficacy (lm/W):	121
IP (Ingress Protection):	IP44
Insulation Class:	Class I
Ballast/ Driver:	Constant Current Driver (PF> 0.9)
FLICKER:	Flicker Free
Ballast/ driver Spec:	Non-dimmable
Ballast/ Driver (Channel quantity):	Single channel
Mains voltage:	198~264 VAC

M458L145LED2840-W

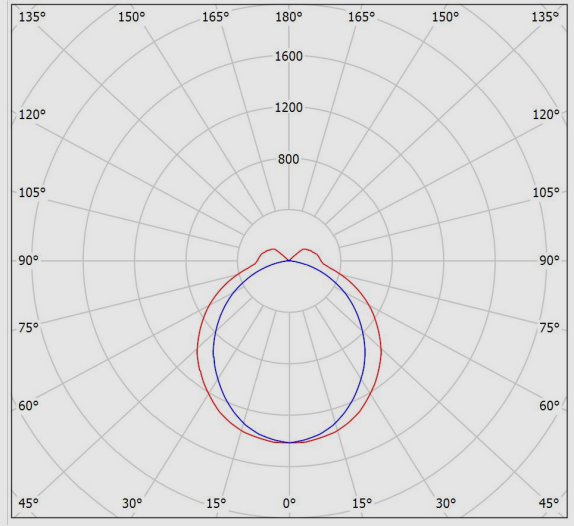
LUMINA surface mount/suspended linear luminaire, Length: 145cm, 4000K, LED2, 4700 Lumen, 39W, White

Voltage Frequency:	50~60 Hz
Wire / Cable Spec:	PVC solid wire
Wire cross section:	0.5
Terminal material:	Polycarbonate
Terminal Spec:	Cable looping is possible, 3-Pole (Size: 2.5), Tool free wire connection
Cable Looping:	Yes
Body Material:	Extruded aluminum profile
Body Coating:	Powder coated
Body Color:	White
RAL:	RAL9016
End Caps Material:	Polycarbonate
Diffuser/Glass Material:	Satin white PMMA (Acrylic) extruded profile diffuser
Diffuser/Glass Shape:	Satin white
Diffuser/Glass Characteristic:	UV stabilized, Uniform light distribution, High efficiency, Resistant to scratches
Light Distribution:	Uniform light distribution
Packaging type:	Nylon cover and carton
Weight(Kg):	2.7
Dimensions(mm):	1440x70x70

M458L145LED2840-W

LUMINA surface mount/suspended linear luminaire, Length: 145cm, 4000K, LED2, 4700 Lumen, 39W, White

Photometric Graph



Glare Evaluation According to UGR												
p Ceiling		70	70	50	50	30	70	70	50	50	30	
p Walls		50	30	50	30	30	50	30	50	30	30	
p Floor		20	20	20	20	20	20	20	20	20	20	
Room Size X Y		Viewing direction at right angles to lamp axis					Viewing direction parallel to lamp axis					
2H	2H	20.2	21.4	20.7	21.9	22.3	19.4	20.6	19.8	21.0	21.5	
	3H	21.9	23.0	22.4	23.4	23.9	20.6	21.8	21.1	22.2	22.7	
	4H	22.6	23.7	23.1	24.1	24.6	21.1	22.1	21.6	22.6	23.1	
	6H	23.3	24.2	23.8	24.7	25.3	21.3	22.3	21.8	22.8	23.3	
	8H	23.6	24.5	24.1	25.0	25.5	21.4	22.3	21.9	22.8	23.4	
	12H	23.8	24.7	24.4	25.2	25.8	21.4	22.3	21.9	22.8	23.3	
4H	2H	20.8	21.8	21.3	22.3	22.8	20.1	21.2	20.6	21.6	22.1	
	3H	22.6	23.5	23.2	24.0	24.6	21.6	22.5	22.1	23.0	23.6	
	4H	23.5	24.3	24.1	24.9	25.4	22.1	22.9	22.7	23.5	24.1	
	6H	24.3	25.0	24.9	25.6	26.2	22.5	23.2	23.1	23.8	24.4	
	8H	24.7	25.3	25.3	25.9	26.6	22.6	23.2	23.2	23.8	24.5	
	12H	25.1	25.7	25.7	26.2	26.9	22.6	23.2	23.2	23.8	24.5	
8H	4H	23.8	24.4	24.4	25.0	25.6	22.5	23.2	23.1	23.8	24.4	
	6H	24.7	25.3	25.4	25.9	26.6	23.1	23.6	23.7	24.2	24.9	
	8H	25.2	25.7	25.9	26.3	27.0	23.3	23.7	23.9	24.4	25.1	
	12H	25.8	26.2	26.4	26.8	27.5	23.4	23.8	24.0	24.4	25.1	
	4H	23.8	24.3	24.4	24.9	25.6	22.6	23.2	23.2	23.8	24.4	
	6H	24.8	25.3	25.4	25.9	26.6	23.2	23.7	23.9	24.3	25.0	
12H	8H	25.4	25.8	26.0	26.4	27.1	23.5	23.9	24.1	24.5	25.2	
Variation of the observer position for the luminaire distances S												
S = 1.0H		+0.1 / -0.1					+0.1 / -0.1					
S = 1.5H		+0.2 / -0.3					+0.3 / -0.4					
S = 2.0H		+0.3 / -0.6					+0.4 / -0.8					
Standard table		BK07					BK05					
Correction Summand		8.7					6.2					
Corrected Glare Indices referring to 4700lm Total Luminous Flux												

Dimensional Drawing

